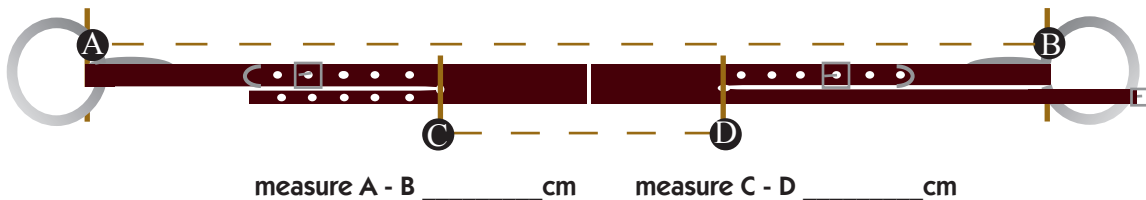


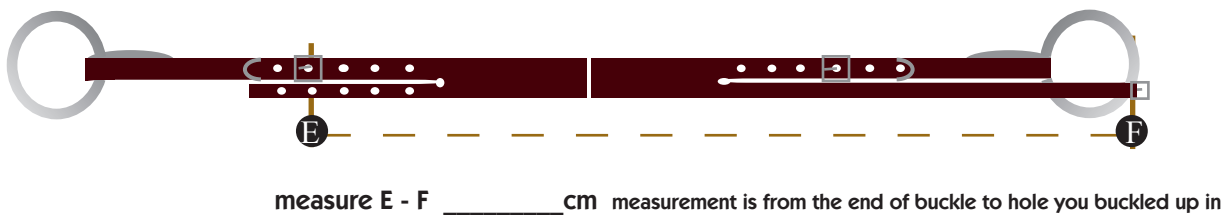
Bridle Measurements:

To start, place your home bridle on horse. Make sure it is fitting as you require. Do all buckles up - and make a note which holes are used. Please fit the bridle with the bits you wish to use in the new bridle. As ring sizes and shank lengths can alter the fit.

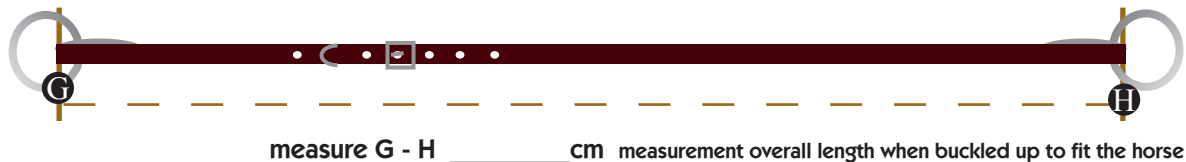
Headpiece



Throatlash



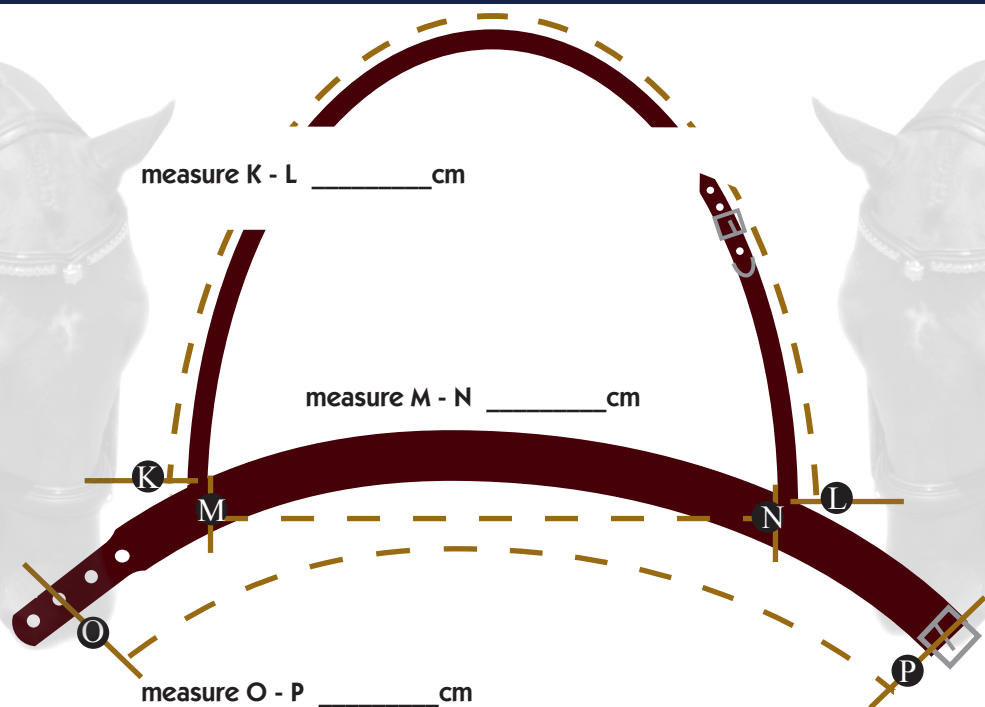
Bradoon Strap



Browband



Noseband



Bridle Details

BRIDLE

Type

Show

Dressage

Snaffle

Double

Eventing

Showjumping

BRIDLE COLOR

Havana

Black

Nut

BUCKLES

Stainless Steel

Brass

Chrome

REINS

Plain Leather

Rubber Grip

Padded reins

Laced reins

BROWBAND

Style

Plain Padded

Deep V style +3 rosettes

Reg V style +3 rosettes

Straight Padded + chain

Plain Flat

Rosettes - Brass Silver

Brass Round Link - Chain

Brass Square Link - Chain

Chrome Round - Chain

Chrome Square - Chain

Gold Diamonte

Silver Diamonte

Silver Diamonte + gold cup

BROWBAND PADDING COLOR

Red

Cream

Gold

Silver

Blue

Black

Brown

Green

White

NOSEBAND

Type

Crank

No Crank

STYLE

Cavesson

Fixed Hanovarian

Crossover

False Hanovarian

NOSEBAND PADDING COLOR

Red

Cream

Gold

Silver

Blue

Black

Brown

Green

White

Breed _____

Height: ____ hh

Browband / Noseband etc, width:

Wide Standard Fine

Name _____

Address _____

State _____ Postcode _____

Phone BH _____ Phone AH _____

Mobile _____ Required Date _____

Forward via fax or mail:

Wagners Saddlery No 1/7 Simcock St Somerville Victoria Australia 3912
 Phone: 03 5977 5553 Fax: 03 5977 8599 wagnersaddlery@bigpond.com International Fax: 61 35977 8599
 Payment details: 50% deposite \$____.00 required

Direct Debit: Wagners Saddlery Acc details BSB 083527 ACC 692283960 please fax receipt with bridle order

Credit Card: Visa Mastercard Bankcard American Express

Card No ____ / ____ / ____ / ____ Expiry ____ / ____

Cardholder Name: _____ Card Holder Signature _____